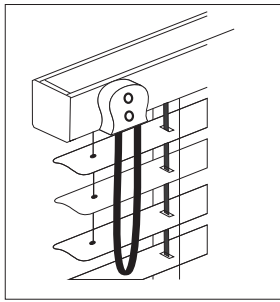
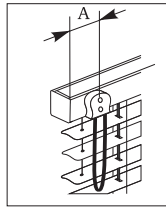


Endlosschnur Austritt Unten

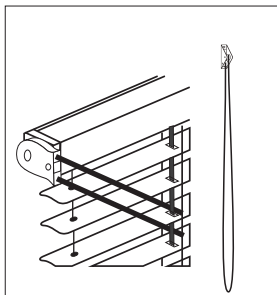


Monokommando Endlosschnur

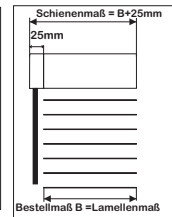
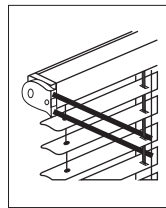


A=60 mm

Endlosschnur Austritt Vorne



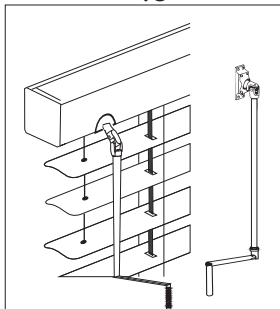
Monokommando Endlosschnur



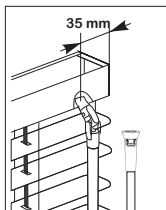
Achtung!
Schiennenmaß = B+25mm
Bestellmaß B = Lamellenmaß

Kurbel

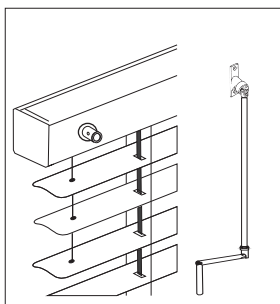
45°



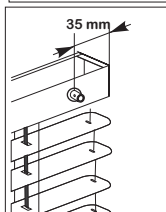
Monokommando Kurbel 45°



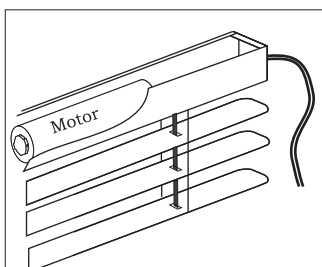
90°



Monokommando Kurbel 90°



Motor



Monokommando Elektrisch